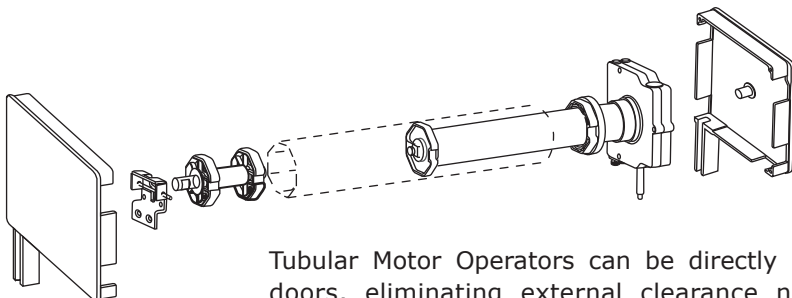


ARCHITECTURAL SPECIFICATIONS

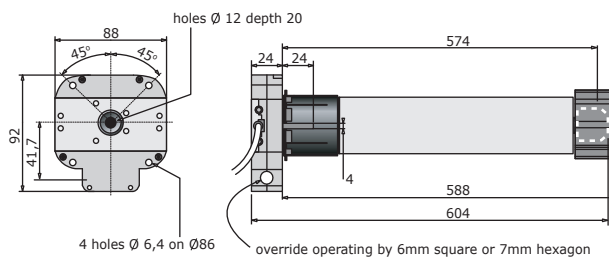


Tubular Motor Operators can be directly mounted into the barrel of roll-up doors, eliminating external clearance needed for customary commercial electric operators. Tubular motors enhance the appearance of electric motor operated doors by concealing the motors. Possible usage includes, but not limited to, counters, windows, storefronts, hallways, and any application with limited head-clearance.


LIGHT DUTY TUBULAR MOTOR OPERATOR (TYPE 5DMI OVERRIDE)



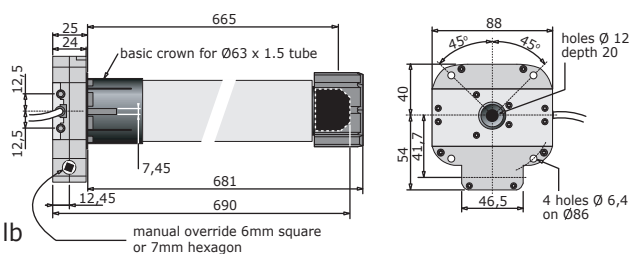
- Diameter 47mm (2.0 in.)
- Progressive limit setting
- 6 feet of motor cable
- UL Recognized
- CSA Approved
- IP 44 Rated
- Approx. shipping weight = 9 lb



STANDARD MEDIUM DUTY TUBULAR MOTOR OPERATOR (TYPE 6DMI OVERRIDE)



- Diameter 60mm (2.5 in.)
- Progressive limit setting
- 6 feet of motor cable
- UL Recognized
- CSA Approved
- IP 44 Rated
- Approx. shipping weight = 14 lb



HEAVY DUTY TUBULAR MOTOR OPERATOR (TYPE 8 OVERRIDE)



- Diameter 94mm (3.7 in.)
- Progressive limit setting
- 6 feet of motor cable
- UL Recognized
- CSA Approved
- IP 44 Rated
- Approx. shipping weight = 55 lb

